

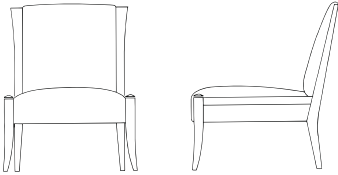
# Radcliffe Square Collection

## Oriel

WIDTH	DEPTH	HEIGHT	SEAT HEIGHT	ARM HEIGHT	ITEM NUMBER	COM	COL	FABRIC 1	FABRIC 2	FABRIC 3	FABRIC 4	FABRIC 5	FABRIC 6	LEATHER 1	LEATHER 2	COM YDS.	COL SQ. FT.	WEIGHT
-------	-------	--------	-------------	------------	-------------	-----	-----	----------	----------	----------	----------	----------	----------	-----------	-----------	----------	-------------	--------

28 31 35 18 NA

### ARMLESS LOUNGE CHAIR



251-P	1199	1319	1286	1324	1361	1398	1448	1498	1842	2066	3	54	50
-------	------	------	------	------	------	------	------	------	------	------	---	----	----


TIGHT SEAT / TIGHT BACK

251-C	1248	1373	1344	1384	1425	1466	1520	1575	1958	2203	3 1/4	59
-------	------	------	------	------	------	------	------	------	------	------	-------	----

SEMI-ATTACHED CUSHION / TIGHT BACK

52 31 35 18 NA

### ARMLESS TWO PLACE SOFA



252-P	1390	1529	1509	1560	1611	1662	1729	1797	2264	2570	4 3/4	86	65
-------	------	------	------	------	------	------	------	------	------	------	-------	----	----


TIGHT SEAT / TIGHT BACK

252-C	1486	1635	1621	1679	1736	1794	1871	1948	2492	2838	5 1/4	95
-------	------	------	------	------	------	------	------	------	------	------	-------	----

TWO SEMI-ATTACHED CUSHIONS / TIGHT BACK

77 31 35 18 NA

### ARMLESS THREE PLACE SOFA



253-P	1702	1872	1861	1929	1997	2065	2155	2246	2864	3272	5 1/4	95	80
-------	------	------	------	------	------	------	------	------	------	------	-------	----	----

TIGHT SEAT / TIGHT BACK

253-C	1847	2032	2053	2141	2230	2318	2436	2554	3372	3902	6 3/4	122
-------	------	------	------	------	------	------	------	------	------	------	-------	-----

TWO SEMI-ATTACHED CUSHIONS / TIGHT BACK

### ARM HT.-25 TABLET ARM HT.-16

NOTE: USE THE FOLLOWING NUMBER SEQUENCE. USE 'O' WHEN AN ARM IS NOT DESIRED.

ITEM NUMBER	LEFT ARM FACING	RIGHT ARM FACING
-------------	-----------------	------------------

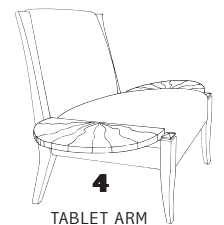
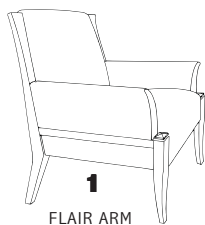
**252-P - 1 - 4**

ABOVE EXAMPLE: AN ARMLESS TWO PLACE SOFA WITH FLAIR LEFT FACING ARM AND TABLET RIGHT FACING ARM

### ARM OPTIONS / YDG. REQUIREMENT IS SUFFICIENT FOR 1-2 ARMS

EACH ARM	122	134	146	156	166	177	190	204	302	363
----------	-----	-----	-----	-----	-----	-----	-----	-----	-----	-----

USE LEATHER 1 PRICING FOR TABLET ARM



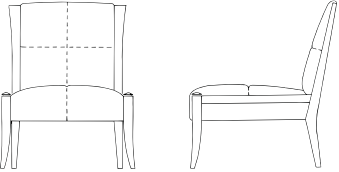
### SPECIFICATIONS

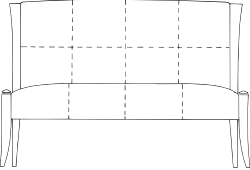
UPHOLSTERY FRAMES ARE HARDWOOD AND PLYWOOD.  
 SEAT IS HIGH DENSITY POLYURETHANE OVER SHEET WEBBING. BACK IS HIGH DENSITY POLYURETHANE OVER POLYPROPYLENE WEBBING. SEMI-ATTACHED CUSHIONS ARE HIGH DENSITY POLYDACRON, NOT REVERSIBLE. TIGHT SEAT IS HIGH DENSITY POLYURETHANE.  
 EXPOSED WOOD FRAME IS SOLID CHERRY. ARMS ARE HIGH DENSITY POLYURETHANE OVER HARDWOOD.  
 TABLET ARM IS SUNBURST PATTERNED CHERRY VENEER OVER MDF, CHERRY VENEER EDGE BAND.  
 1. EXPOSED WOOD FINISH MUST BE SPECIFIED. SEE PAGE 4 FOR FINISH SELECTIONS.  
 2. LAMINATE TOPS MAY BE SPECIFIED. CONTACT FACTORY FOR PRICES AND AVAILABILITY.


### OPTIONS

# Radcliffe Square Collection

## Oriel

WIDTH	DEPTH	HEIGHT	SEAT HEIGHT	ARM HEIGHT	ITEM NUMBER	COM	COL	FABRIC 1	FABRIC 2	FABRIC 3	FABRIC 4	FABRIC 5	FABRIC 6	LEATHER 1	LEATHER 2	COM YDS.	COL SQ. FT.	WEIGHT
28	31	35	18	NA	<b>ARMLESS LOUNGE CHAIR</b>													
		254-P	1206	1326	1293	1330	1368	1405	1455	1505	1854	2078	3	54	50	BISCUIT TUFTED TIGHT SEAT AND TIGHT BACK		
		254-C	1248	1373	1351	1395	1440	1484	1543	1601	2018	2283	3½	63	BISCUIT TUFTED SEMI-ATTACHED CUSHION / TIGHT BACK			

WIDTH	DEPTH	HEIGHT	SEAT HEIGHT	ARM HEIGHT	ITEM NUMBER	COM	COL	FABRIC 1	FABRIC 2	FABRIC 3	FABRIC 4	FABRIC 5	FABRIC 6	LEATHER 1	LEATHER 2	COM YDS.	COL SQ. FT.	WEIGHT
52	31	35	18	NA	<b>ARMLESS TWO PLACE SOFA</b>													
		255-P	1420	1562	1539	1590	1641	1691	1759	1827	2304	2610	4	72	65	BISCUIT TUFTED TIGHT SEAT AND TIGHT BACK		
		255-C	1519	1671	1654	1711	1769	1827	1904	1981	2532	2878	4½	81	TWO BISCUIT TUFTED SEMI-ATTACHED CUSHION / TIGHT BACK			

WIDTH	DEPTH	HEIGHT	SEAT HEIGHT	ARM HEIGHT	ITEM NUMBER	COM	COL	FABRIC 1	FABRIC 2	FABRIC 3	FABRIC 4	FABRIC 5	FABRIC 6	LEATHER 1	LEATHER 2	COM YDS.	COL SQ. FT.	WEIGHT
77	31	35	18	NA	<b>ARMLESS THREE PLACE SOFA</b>													
		256-P	1773	1950	1931	1999	2067	2135	2226	2316	2948	3356	5¼	95	80	BISCUIT TUFTED TIGHT SEAT AND TIGHT BACK		
		256-C	1894	2084	2100	2189	2277	2365	2483	2601	3430	3960	6¾	122	TWO BISCUIT TUFTED SEMI-ATTACHED CUSHION / TIGHT BACK			

### ARM HT.-25 TABLET ARM HT.-16

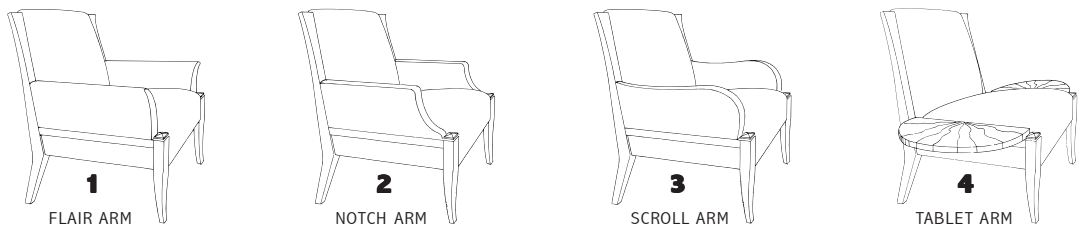
**NOTE:** USE THE FOLLOWING NUMBER SEQUENCE. USE '0' WHEN AN ARM IS NOT DESIRED.

ITEM NUMBER	LEFT ARM FACING	RIGHT ARM FACING
252-P	1	4

**ABOVE EXAMPLE:** AN ARMLESS TWO PLACE SOFA WITH FLAIR LEFT FACING ARM AND TABLET RIGHT FACING ARM

ARM OPTIONS / YDG. REQUIREMENT IS SUFFICIENT FOR 1-2 ARMS	1	18	5							
EACH ARM	122	134	146	156	166	177	190	204	302	363

USE LEATHER 1 PRICING FOR TABLET ARM



### SPECIFICATIONS

UPHOLSTERY FRAMES ARE HARDWOOD AND PLYWOOD.

SEAT IS HIGH DENSITY POLYURETHANE OVER SHEET WEBBING. BACK IS HIGH DENSITY POLYURETHANE OVER POLYPROPYLENE WEBBING. SEMI-ATTACHED CUSHIONS ARE HIGH DENSITY POLYDACRON, NOT REVERSIBLE. TIGHT SEAT IS HIGH DENSITY POLYURETHANE.

EXPOSED WOOD FRAME IS SOLID CHERRY. ARMS ARE HIGH DENSITY POLYURETHANE OVER HARDWOOD.

TABLET ARM IS SUNBURST PATTERNED CHERRY VENEER OVER MDF, CHERRY VENEER EDGE BAND.

1. EXPOSED WOOD FINISH MUST BE SPECIFIED. SEE PAGE 4 FOR FINISH SELECTIONS.

2. LAMINATE TOPS MAY BE SPECIFIED. CONTACT FACTORY FOR PRICES AND AVAILABILITY.


### OPTIONS

# Radcliffe Square Collection Queen's

WIDTH	DEPTH	HEIGHT	SEAT HEIGHT	ARM HEIGHT	ITEM NUMBER	COM	COL	FABRIC 1	FABRIC 2	FABRIC 3	FABRIC 4	FABRIC 5	FABRIC 6	LEATHER 1	LEATHER 2	COM YDS.	COL SQ. FT.	WEIGHT
-------	-------	--------	-------------	------------	-------------	-----	-----	----------	----------	----------	----------	----------	----------	-----------	-----------	----------	-------------	--------

28 31 38 18 NA

### ARMLESS LOUNGE CHAIR / CAMEL BACK



261-P	1200	1320	1287	1324	1362	1399	1449	1499	1846	2070	3	54	50
-------	------	------	------	------	------	------	------	------	------	------	---	----	----

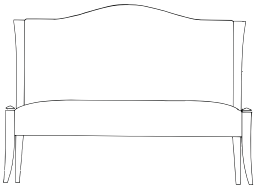
TIGHT SEAT / TIGHT BACK

261-C	1271	1398	1366	1407	1448	1488	1543	1597	1986	2231	3 1/4	59
-------	------	------	------	------	------	------	------	------	------	------	-------	----

SEMI-ATTACHED CUSHION / TIGHT BACK

52 31 38 18 NA

### ARMLESS TWO PLACE SOFA / CAMEL BACK



262-P	1432	1575	1590	1658	1726	1794	1885	1975	2593	3001	5 1/4	95	65
-------	------	------	------	------	------	------	------	------	------	------	-------	----	----

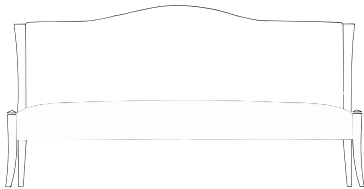
TIGHT SEAT / TIGHT BACK

262-C	1527	1680	1702	1777	1851	1926	2026	2125	2820	3268	5 3/4	104
-------	------	------	------	------	------	------	------	------	------	------	-------	-----

TWO SEMI-ATTACHED CUSHIONS / TIGHT BACK

77 31 38 18 NA

### ARMLESS THREE PLACE SOFA / CAMEL BACK



263-P	1779	1957	2001	2096	2191	2286	2413	2540	3395	3965	7 1/4	131	80
-------	------	------	------	------	------	------	------	------	------	------	-------	-----	----

TIGHT SEAT / TIGHT BACK

263-C	1916	2108	2186	2301	2417	2532	2686	2840	3895	4588	8 3/4	158
-------	------	------	------	------	------	------	------	------	------	------	-------	-----

TWO SEMI-ATTACHED CUSHIONS / TIGHT BACK

### ARM HT.-25 TABLET ARM HT.-16

### ARM OPTIONS / YDG. REQUIREMENT IS SUFFICIENT FOR 1-2 ARMS 1 18 5

**NOTE:** USE THE FOLLOWING NUMBER SEQUENCE. USE '0' WHEN AN ARM IS NOT DESIRED.

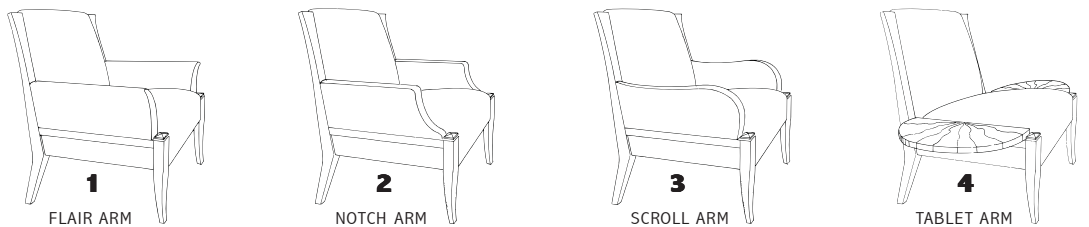
ITEM NUMBER	LEFT ARM FACING	RIGHT ARM FACING
-------------	-----------------	------------------

**252-P** - **1** - **4**

**ABOVE EXAMPLE:**  
AN ARMLESS TWO PLACE SOFA WITH FLAIR LEFT FACING ARM AND TABLET RIGHT FACING ARM

EACH ARM	122	134	146	156	166	177	190	204	302	363
----------	-----	-----	-----	-----	-----	-----	-----	-----	-----	-----

USE LEATHER 1 PRICING FOR TABLET ARM



### SPECIFICATIONS


UPHOLSTERY FRAMES ARE HARDWOOD AND PLYWOOD.  
SEAT IS HIGH DENSITY POLYURETHANE OVER SHEET WEBBING. BACK IS HIGH DENSITY POLYURETHANE OVER POLYPROPYLENE WEBBING. SEMI-ATTACHED CUSHIONS ARE HIGH DENSITY POLYDACRON, NOT REVERSIBLE. TIGHT SEAT IS HIGH DENSITY POLYURETHANE.  
EXPOSED WOOD FRAME IS SOLID CHERRY. ARMS ARE HIGH DENSITY POLYURETHANE OVER HARDWOOD. TABLET ARM IS SUNBURST PATTERNED CHERRY VENEER OVER MDF, CHERRY VENEER EDGE BAND.  
1. EXPOSED WOOD FINISH MUST BE SPECIFIED. SEE PAGE 4 FOR FINISH SELECTIONS.  
2. LAMINATE TOPS MAY BE SPECIFIED. CONTACT FACTORY FOR PRICES AND AVAILABILITY.

### OPTIONS

# Radcliffe Square Collection Queen's

WIDTH	DEPTH	HEIGHT	SEAT HEIGHT	ARM HEIGHT	ITEM NUMBER	COM	COL	FABRIC 1	FABRIC 2	FABRIC 3	FABRIC 4	FABRIC 5	FABRIC 6	LEATHER 1	LEATHER 2	COM YDS.	COL SQ. FT.	WEIGHT
-------	-------	--------	-------------	------------	-------------	-----	-----	----------	----------	----------	----------	----------	----------	-----------	-----------	----------	-------------	--------

28 31 38 18 NA



### ARMLESS LOUNGE CHAIR / TUFTED CAMEL BACK

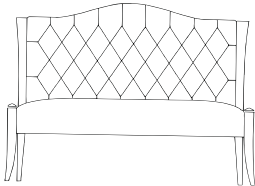
264-P	1383	1522	1471	1508	1545	1583	1633	1682	2061	2285	3	54	50
-------	------	------	------	------	------	------	------	------	------	------	---	----	----

TIGHT SEAT / TUFTED TIGHT BACK

264-C	1408	1549	1535	1589	1644	1698	1770	1843	2375	2702	4 1/4	77
-------	------	------	------	------	------	------	------	------	------	------	-------	----

SEMI-ATTACHED CUSHION / TUFTED TIGHT BACK

52 31 38 18 NA



### ARMLESS TWO PLACE SOFA / TUFTED CAMEL BACK

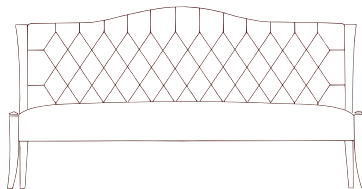
265-P	1729	1902	1871	1933	1994	2055	2136	2218	2826	3193	4 3/4	86	65
-------	------	------	------	------	------	------	------	------	------	------	-------	----	----

TIGHT SEAT / TUFTED TIGHT BACK

265-C	1811	1993	1978	2049	2121	2192	2287	2382	3095	3523	5 1/2	99
-------	------	------	------	------	------	------	------	------	------	------	-------	----

TWO SEMI-ATTACHED CUSHIONS / TUFTED TIGHT BACK

77 31 38 18 NA



### ARMLESS THREE PLACE SOFA / TUFTED CAMEL BACK

266-P	2174	2392	2396	2491	2586	2682	2808	2935	3852	4423	7 1/4	131	80
-------	------	------	------	------	------	------	------	------	------	------	-------	-----	----

TIGHT SEAT / TUFTED TIGHT BACK

266-C	2304	2534	2542	2643	2745	2847	2983	3119	4121	4732	7 3/4	140
-------	------	------	------	------	------	------	------	------	------	------	-------	-----

TWO SEMI-ATTACHED CUSHIONS / TUFTED TIGHT BACK

### ARM HT.-25 TABLET ARM HT.-16

NOTE: USE THE FOLLOWING NUMBER SEQUENCE. USE '0' WHEN AN ARM IS NOT DESIRED.

ITEM NUMBER	LEFT ARM FACING	RIGHT ARM FACING
-------------	-----------------	------------------

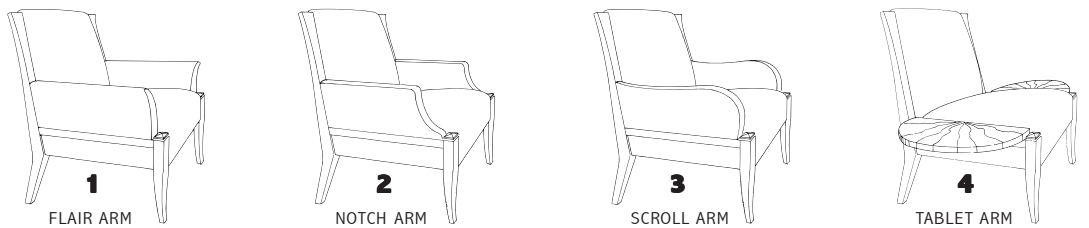
252-P - 1 - 4

ABOVE EXAMPLE: AN ARMLESS TWO PLACE SOFA WITH FLAIR LEFT FACING ARM AND TABLET RIGHT FACING ARM

### ARM OPTIONS / YDG. REQUIREMENT IS SUFFICIENT FOR 1-2 ARMS

EACH ARM	122	134	146	156	166	177	190	204	302	363
----------	-----	-----	-----	-----	-----	-----	-----	-----	-----	-----

USE LEATHER 1 PRICING FOR TABLET ARM



### SPECIFICATIONS

UPHOLSTERY FRAMES ARE HARDWOOD AND PLYWOOD.  
SEAT IS HIGH DENSITY POLYURETHANE OVER SHEET WEBBING. BACK IS HIGH DENSITY POLYURETHANE OVER POLYPROPYLENE WEBBING. SEMI-ATTACHED CUSHIONS ARE HIGH DENSITY POLYDACRON, NOT REVERSIBLE. TIGHT SEAT IS HIGH DENSITY POLYURETHANE.  
EXPOSED WOOD FRAME IS SOLID CHERRY. ARMS ARE HIGH DENSITY POLYURETHANE OVER HARDWOOD. TABLET ARM IS SUNBURST PATTERNED CHERRY VENEER OVER MDF, CHERRY VENEER EDGE BAND.  
1. EXPOSED WOOD FINISH MUST BE SPECIFIED. SEE PAGE 4 FOR FINISH SELECTIONS.  
2. LAMINATE TOPS MAY BE SPECIFIED. CONTACT FACTORY FOR PRICES AND AVAILABILITY.


### OPTIONS

# Radcliffe Square Collection

## Pembroke

WIDTH	DEPTH	HEIGHT	SEAT HEIGHT	ARM HEIGHT	ITEM NUMBER	COM	COL	FABRIC 1	FABRIC 2	FABRIC 3	FABRIC 4	FABRIC 5	FABRIC 6	LEATHER 1	LEATHER 2	COM YDS.	COL SQ. FT.	WEIGHT
-------	-------	--------	-------------	------------	-------------	-----	-----	----------	----------	----------	----------	----------	----------	-----------	-----------	----------	-------------	--------

29 31 35 18 NA



### ARMLESS LOUNGE CHAIR / FULLY UPHOLSTERED BACK


271-P	1236	1360	1331	1372	1413	1454	1508	1562	1941	2185	3 ¼	59	50
-------	------	------	------	------	------	------	------	------	------	------	-----	----	----

TIGHT SEAT / TIGHT BACK

271-C	1286	1414	1389	1433	1477	1521	1580	1639	2057	2322	3 ½	63
-------	------	------	------	------	------	------	------	------	------	------	-----	----

SEMI-ATTACHED CUSHION / TIGHT BACK

52 31 35 18 NA



### ARMLESS TWO PLACE SOFA / FULLY UPHOLSTERED BACK


272-P	1414	1555	1533	1584	1635	1686	1754	1821	2292	2598	4	72	65
-------	------	------	------	------	------	------	------	------	------	------	---	----	----

TIGHT SEAT / TIGHT BACK

272-C	1500	1650	1635	1693	1750	1808	1885	1962	2508	2855	4 ½	81
-------	------	------	------	------	------	------	------	------	------	------	-----	----

TWO SEMI-ATTACHED CUSHIONS / TIGHT BACK

77 31 35 18 NA



### ARMLESS THREE PLACE SOFA / FULLY UPHOLSTERED BACK

273-P	1698	1868	1856	1924	1992	2060	2151	2242	2862	3270	5 ¼	95	80
-------	------	------	------	------	------	------	------	------	------	------	-----	----	----

TIGHT SEAT / TIGHT BACK

273-C	1855	2040	2061	2149	2238	2326	2444	2561	3383	3913	6 ¾	122
-------	------	------	------	------	------	------	------	------	------	------	-----	-----

TWO SEMI-ATTACHED CUSHIONS / TIGHT BACK

### ARM HT.-25 TABLET ARM HT.-16

**NOTE:** USE THE FOLLOWING NUMBER SEQUENCE. USE '0' WHEN AN ARM IS NOT DESIRED.

ITEM NUMBER	LEFT ARM FACING	RIGHT ARM FACING
-------------	-----------------	------------------

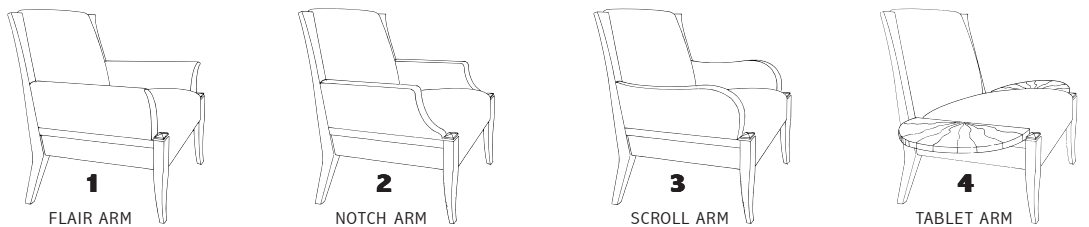
**252-P - 1 - 4**

**ABOVE EXAMPLE:**  
AN ARMLESS TWO PLACE SOFA WITH FLAIR LEFT FACING ARM AND TABLET RIGHT FACING ARM

### ARM OPTIONS / YDG. REQUIREMENT IS SUFFICIENT FOR 1-2 ARMS

EACH ARM	122	134	146	156	166	177	190	204	302	363
----------	-----	-----	-----	-----	-----	-----	-----	-----	-----	-----

USE LEATHER 1 PRICING FOR TABLET ARM



### SPECIFICATIONS

UPHOLSTERY FRAMES ARE HARDWOOD AND PLYWOOD.  
SEAT IS HIGH DENSITY POLYURETHANE OVER SHEET WEBBING. BACK IS HIGH DENSITY POLYURETHANE OVER POLYPROPYLENE WEBBING. SEMI-ATTACHED CUSHIONS ARE HIGH DENSITY POLYDACRON, NOT REVERSIBLE. TIGHT SEAT IS HIGH DENSITY POLYURETHANE.  
EXPOSED WOOD FRAME IS SOLID CHERRY. ARMS ARE HIGH DENSITY POLYURETHANE OVER HARDWOOD. TABLET ARM IS SUNBURST PATTERNED CHERRY VENEER OVER MDF, CHERRY VENEER EDGE BAND.  
1. EXPOSED WOOD FINISH MUST BE SPECIFIED. SEE PAGE 4 FOR FINISH SELECTIONS.  
2. LAMINATE TOPS MAY BE SPECIFIED. CONTACT FACTORY FOR PRICES AND AVAILABILITY.

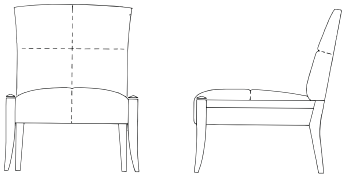
### OPTIONS

# Radcliffe Square Collection

## Pembroke

WIDTH	DEPTH	HEIGHT	SEAT HEIGHT	ARM HEIGHT	ITEM NUMBER	COM	COL	FABRIC 1	FABRIC 2	FABRIC 3	FABRIC 4	FABRIC 5	FABRIC 6	LEATHER 1	LEATHER 2	COM YDS.	COL SQ. FT.	WEIGHT
-------	-------	--------	-------------	------------	-------------	-----	-----	----------	----------	----------	----------	----------	----------	-----------	-----------	----------	-------------	--------

29 31 35 18 NA



### ARMLESS LOUNGE CHAIR / FULLY UPHOLSTERED BACK

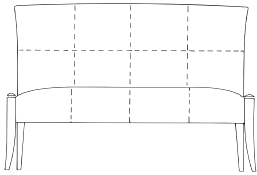
274-P	1234	1357	1321	1358	1396	1433	1483	1533	1887	2112	3	54	50
-------	------	------	------	------	------	------	------	------	------	------	---	----	----

BISCUIT TUFTED TIGHT SEAT AND TIGHT BACK

274-C	1285	1414	1388	1432	1477	1521	1580	1639	2060	2325	3½	63
-------	------	------	------	------	------	------	------	------	------	------	----	----

BISCUIT TUFTED SEMI-ATTACHED CUSHION AND TIGHT BACK

52 31 35 18 NA



### ARMLESS TWO PLACE SOFA / FULLY UPHOLSTERED BACK

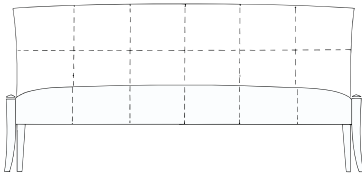
275-P	1445	1590	1564	1615	1666	1717	1785	1853	2333	2638	4	72	65
-------	------	------	------	------	------	------	------	------	------	------	---	----	----

BISCUIT TUFTED TIGHT SEAT AND TIGHT BACK

275-C	1531	1684	1666	1724	1781	1839	1916	1993	2547	2894	4½	81
-------	------	------	------	------	------	------	------	------	------	------	----	----

BISCUIT TUFTED TWO SEMI-ATTACHED CUSHIONS AND TIGHT BACK

77 31 35 18 NA



### ARMLESS THREE PLACE SOFA / FULLY UPHOLSTERED BACK

276-P	1781	1959	1939	2007	2075	2143	2234	2324	2957	3365	5¼	95	80
-------	------	------	------	------	------	------	------	------	------	------	----	----	----

BISCUIT TUFTED TIGHT SEAT AND TIGHT BACK

276-C	1916	2108	2122	2210	2299	2387	2505	2623	3452	3982	6¾	122
-------	------	------	------	------	------	------	------	------	------	------	----	-----

BISCUIT TUFTED TWO SEMI-ATTACHED CUSHIONS AND TIGHT BACK

### ARM HT.-25 TABLET ARM HT.-16

NOTE: USE THE FOLLOWING NUMBER SEQUENCE. USE '0' WHEN AN ARM IS NOT DESIRED.

ITEM NUMBER	LEFT ARM FACING	RIGHT ARM FACING
-------------	-----------------	------------------

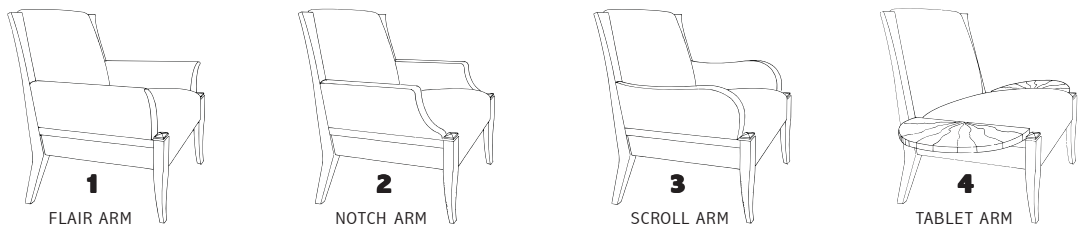
252-P - 1 - 4

ABOVE EXAMPLE: AN ARMLESS TWO PLACE SOFA WITH FLAIR LEFT FACING ARM AND TABLET RIGHT FACING ARM

### ARM OPTIONS / YDG. REQUIREMENT IS SUFFICIENT FOR 1-2 ARMS

EACH ARM	122	134	146	156	166	177	190	204	302	363
----------	-----	-----	-----	-----	-----	-----	-----	-----	-----	-----

USE LEATHER 1 PRICING FOR TABLET ARM



### SPECIFICATIONS

UPHOLSTERY FRAMES ARE HARDWOOD AND PLYWOOD.  
 SEAT IS HIGH DENSITY POLYURETHANE OVER SHEET WEBBING. BACK IS HIGH DENSITY POLYURETHANE OVER POLYPROPYLENE WEBBING. SEMI-ATTACHED CUSHIONS ARE HIGH DENSITY POLYDACRON, NOT REVERSIBLE. TIGHT SEAT IS HIGH DENSITY POLYURETHANE.  
 EXPOSED WOOD FRAME IS SOLID CHERRY. ARMS ARE HIGH DENSITY POLYURETHANE OVER HARDWOOD. TABLET ARM IS SUNBURST PATTERNED CHERRY VENEER OVER MDF, CHERRY VENEER EDGE BAND.  
 1. EXPOSED WOOD FINISH MUST BE SPECIFIED. SEE PAGE 4 FOR FINISH SELECTIONS.  
 2. LAMINATE TOPS MAY BE SPECIFIED. CONTACT FACTORY FOR PRICES AND AVAILABILITY.

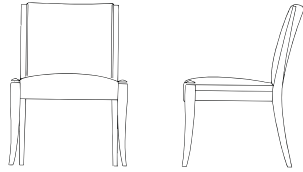
### OPTIONS

# Radcliffe Square Collection

## Catte Street Chairs

WIDTH	DEPTH	HEIGHT	SEAT HEIGHT	ARM HEIGHT	ITEM NUMBER	COM	COL	FABRIC 1	FABRIC 2	FABRIC 3	FABRIC 4	FABRIC 5	FABRIC 6	LEATHER 1	LEATHER 2	COM YDS.	COL SQ. FT.	WEIGHT
-------	-------	--------	-------------	------------	-------------	-----	-----	----------	----------	----------	----------	----------	----------	-----------	-----------	----------	-------------	--------

23 25 34 19 NA



### ARMLESS SIDE CHAIR / EXPOSED WOOD BACK POSTS

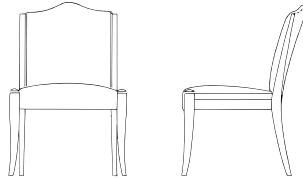
291-P	697	767	753	777	800	824	856	888	1114	1257	2	36	25
-------	-----	-----	-----	-----	-----	-----	-----	-----	------	------	---	----	----

TIGHT SEAT / TIGHT BACK

291-C	763	840	827	854	881	908	944	981	1247	1410	2 1/4	41
-------	-----	-----	-----	-----	-----	-----	-----	-----	------	------	-------	----

SEMI-ATTACHED CUSHION / TIGHT BACK

23 25 37 19 NA



### ARMLESS SIDE CHAIR / CAMEL BACK / EXPOSED WOOD BACK POSTS

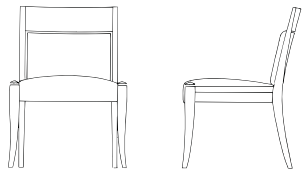
292-P	712	783	775	802	829	857	893	929	1188	1351	2 1/4	41	25
-------	-----	-----	-----	-----	-----	-----	-----	-----	------	------	-------	----	----

TIGHT SEAT / TIGHT BACK

292-C	800	880	864	891	918	945	981	1018	1289	1452	2 1/4	41
-------	-----	-----	-----	-----	-----	-----	-----	------	------	------	-------	----

SEMI-ATTACHED CUSHION / TIGHT BACK

23 25 33 19 NA



### ARMLESS SIDE CHAIR / UPH. LOWER BACK / EXPOSED WOOD TOP BACK

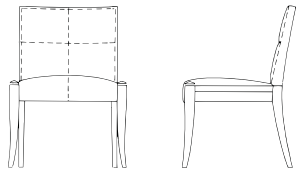
293-P	797	877	845	865	886	906	933	960	1167	1289	1 3/4	32	25
-------	-----	-----	-----	-----	-----	-----	-----	-----	------	------	-------	----	----

TIGHT SEAT / TIGHT BACK

293-C	863	949	927	954	981	1008	1044	1081	1356	1520	2 1/4	41
-------	-----	-----	-----	-----	-----	------	------	------	------	------	-------	----

SEMI-ATTACHED CUSHION / TIGHT BACK

23 25 34 19 NA



### ARMLESS SIDE CHAIR / FULLY UPHOLSTERED BACK / BISCUIT TUFTED

294-P	738	812	786	806	826	847	874	901	1106	1228	2 1/4	41	25
-------	-----	-----	-----	-----	-----	-----	-----	-----	------	------	-------	----	----

BISCUIT TUFTED TIGHT SEAT AND TIGHT BACK

294-C	806	887	869	897	924	951	987	1023	1299	1462	2 1/4	41
-------	-----	-----	-----	-----	-----	-----	-----	------	------	------	-------	----

BISCUIT TUFTED SEMI-ATTACHED CUSHION / TIGHT BACK

ARM HT.-25 TABLET ARM HT.- 18

ARM OPTIONS / YDG. REQUIREMENT IS SUFFICIENT FOR 1-2 ARMS 1 18 5

**NOTE:** USE THE FOLLOWING NUMBER SEQUENCE. USE '0' WHEN AN ARM IS NOT DESIRED.

ITEM NUMBER	LEFT ARM FACING	RIGHT ARM FACING
-------------	-----------------	------------------

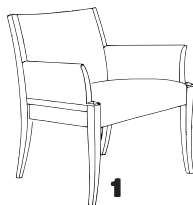
**292-P** - **1** - **4**

**ABOVE EXAMPLE:**  
AN ARMLESS TWO PLACE SOFA WITH FLAIR LEFT FACING ARM AND TABLET RIGHT FACING ARM


EACH ARM

89	97	112	123	133	143	157	170	264	325
----	----	-----	-----	-----	-----	-----	-----	-----	-----

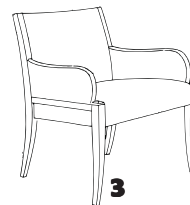
USE LEATHER 1 PRICING FOR TABLET ARM



1 FLAIR ARM



2 NOTCH ARM



3 SCROLL ARM



4 TABLET ARM

SPECIFICATIONS

UPHOLSTERY FRAMES ARE HARDWOOD AND PLYWOOD. SEAT IS HIGH DENSITY POLYURETHANE OVER SHEET WEBBING. BACK IS HIGH DENSITY POLYURETHANE OVER POLYPROPYLENE WEBBING. SEMI-ATTACHED CUSHIONS ARE HIGH DENSITY POLYDACRON, NOT REVERSIBLE. TIGHT SEAT IS HIGH DENSITY POLYURETHANE. EXPOSED WOOD FRAME IS SOLID CHERRY. ARMS ARE HIGH DENSITY POLYURETHANE OVER HARDWOOD. TABLET ARM IS SUNBURST PATTERNED CHERRY VENEER OVER MDF, CHERRY VENEER EDGE BAND.

OPTIONS

1. EXPOSED WOOD FINISH MUST BE SPECIFIED. SEE PAGE 4 FOR FINISH SELECTIONS.
2. LAMINATE TOPS MAY BE SPECIFIED. CONTACT FACTORY FOR PRICES AND AVAILABILITY.

# Radcliffe Square Collection Benches

WIDTH	DEPTH	HEIGHT	SEAT HEIGHT	ARM HEIGHT	ITEM NUMBER	COM	COL	FABRIC 1	FABRIC 2	FABRIC 3	FABRIC 4	FABRIC 5	FABRIC 6	LEATHER 1	LEATHER 2	COM YDS.	COL SQ. FT.	WEIGHT
48	20	18	18	NA		<b>BENCH / PLAIN TAILORING</b>												
					296-P	878	966	942	969	996	1023	1060	1096	1341	1504	2 1/4	41	45
						TIGHT SEAT												
					296-C	942	1037	1029	1067	1104	1142	1191	1241	1584	1808	3	54	
						TWO SEMI-ATTACHED CUSHIONS												
48	20	18	18	NA		<b>BENCH / SEWN BISCUIT TUFTING</b>												
					297-P	916	1007	979	1006	1033	1060	1097	1133	1385	1548	2 1/4	41	45
						TIGHT SEAT												
					297-C	973	1070	1060	1097	1135	1172	1222	1272	1621	1845	3	54	
						TWO SEMI-ATTACHED CUSHIONS												
72	20	18	18	NA		<b>BENCH / PLAIN TAILORING</b>												
					298-P	1058	1164	1145	1183	1220	1257	1307	1357	1696	1920	3	54	55
						TIGHT SEAT												
					298-C	1124	1236	1243	1294	1345	1396	1464	1532	1998	2304	4	72	
						TWO SEMI-ATTACHED CUSHIONS												
72	20	18	18	NA		<b>BENCH / SEWN BISCUIT TUFTING</b>												
					299-P	1067	1174	1154	1192	1229	1267	1316	1366	1706	1930	3	54	55
						TIGHT SEAT												
					299-C	1142	1257	1261	1312	1363	1414	1482	1550	2018	2324	4	72	
						TWO SEMI-ATTACHED CUSHIONS												
9	18	16	NA	NA		<b>TABLET ARM</b>												
					EACH ARM	264												
						TABLET ARM IS NON-HANDED / MAY BE USED ON LEFT OR RIGHT SIDE												



## SPECIFICATIONS

UPHOLSTERY FRAMES ARE HARDWOOD AND PLYWOOD. TIGHT SEAT IS HIGH DENSITY POLYURETHANE OVER SHEET WEBBING. SEMI-ATTACHED CUSHIONS ARE HIGH DENSITY POLYDACRON, NOT REVERSIBLE. EXPOSED WOOD FRAME IS SOLID CHERRY.

## OPTIONS

TABLET ARM IS SUNBURST PATTERNED CHERRY VENEER OVER MDF, CHERRY VENEER EDGE BAND.

1. EXPOSED WOOD FINISH MUST BE SPECIFIED. SEE PAGE 4 FOR FINISH SELECTIONS.
2. LAMINATE TOPS MAY BE SPECIFIED. CONTACT FACTORY FOR PRICES AND AVAILABILITY.

